

# Supplement to the user information

## „SILENTIO“ system control

*Fill level measuring device and drinking water supply*

**Item no.: 351022**

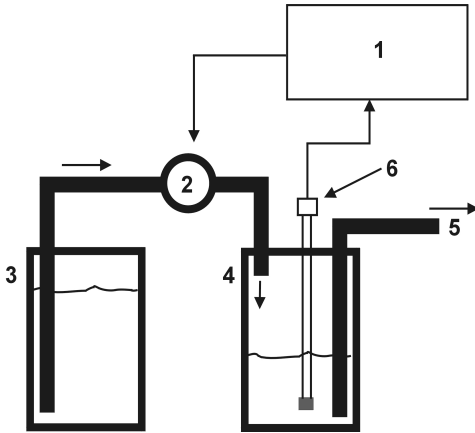
### 10. Special functions:

#### 10. 1 Refilling:

##### 10. 1.1 Description:

Your device is equipped with an additional refilling function. This function enables water to be pumped out of a secondary tank into the main tank. The switching points “Refill ON” and Refill OFF” may be adjusted per menu point in the usual way.

The additional pump must be fitted with its own separate device to prevent running dry.



- 1: Silentio
- 2: Additional pump
- 3: Secondary tank
- 4: Main tank
- 5: House water pump
- 6: Sensors

Diagram 13: System summary “Refilling”

10. 1.2 Changes in the operation level:

The main menu level (see diagram 8) receives an additional menu point:

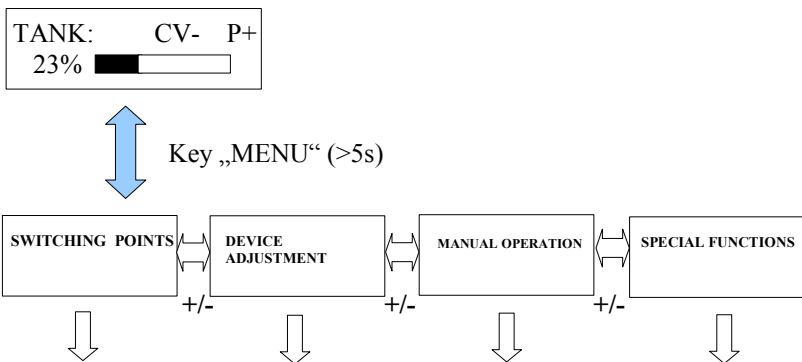


Diagram 14: main menu level

The menu point “Special functions” has the following contents:

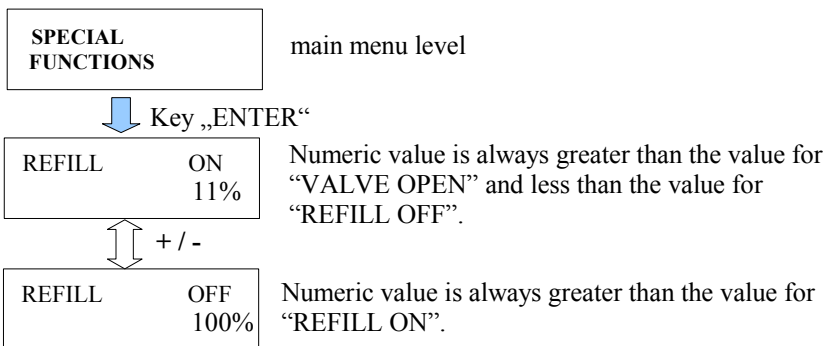


Diagram 15: Menu point “Special functions”

The refill function may also be regulated by hand. For this purpose the menu level “MANUAL OPERATION” has an additional menu point.

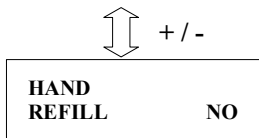


Diagram 16: Addition to the menu level “MANUAL OPERATION”

### 10.1.3 Electrical connection:



STOP Before opening the equipment  
pull the plug out from the mains socket !

The terminal “Z” is intended for the connection of the additional pump. The exact procedure is described in point 2.4 („*Electrical connection of the additional pump*“).